

Immigrants in Virginia's 10th Congressional District



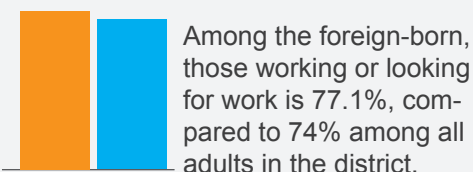
Virginia's Tenth District comprises in part or in whole:

Counties: Clarke, Fairfax, Frederick, Loudoun, and Prince William

Cities: Manassas, Manassas Park, and Winchester

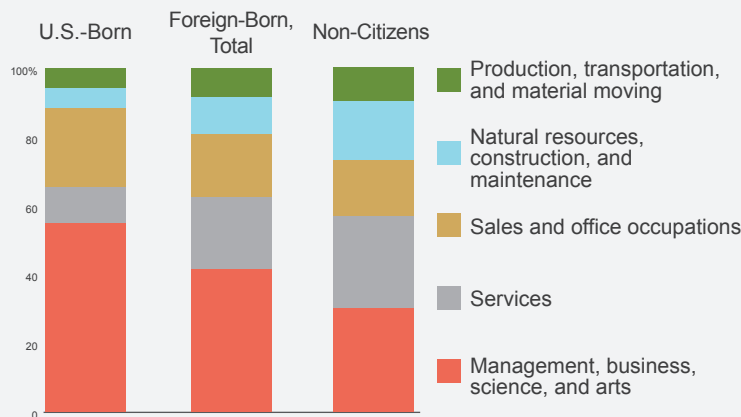
An Economic Portrait

Immigrants are major contributors to the district's economy.



The median household income is \$91,683 for foreign-born households, compared to \$101,206 for all households.

4.8% of foreign-born adults are self-employed in unincorporated businesses, compared to 4.5% of U.S.-born citizens in the district.



Non-citizens are more likely to be in lower-wage service and construction occupations. U.S.-born citizens are more likely to work in professional occupations, such as management, sales, business, and science.

Eligible Voters

Exit polls of Latino and Asian American voters indicated that in addition to jobs and the economy, immigration reform is a very important issue to them and one that politicians should address.

72,014

Margin of Difference in 2012 congressional race

121,394

Asian American and Latino Voting Age Population

81,442

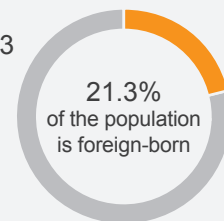
Naturalized Citizen Voting Age Population

Demographics

Total Population: 875,683

Foreign-Born: 186,717

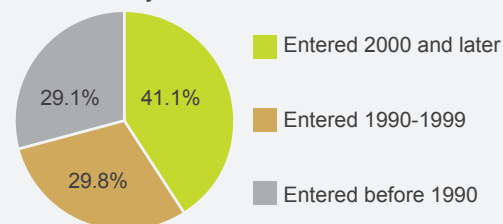
45% of the foreign-born are naturalized.



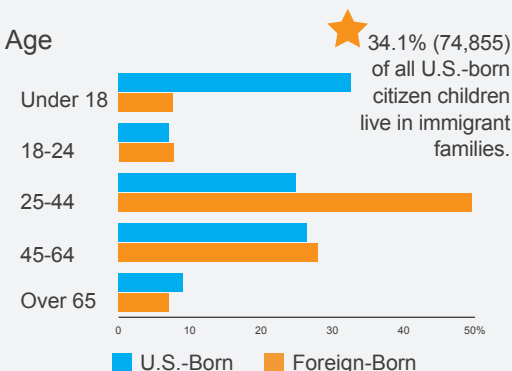
Regions of Origin

Asia	46.6%
Latin America	38.1%
Europe	8.4%
Africa	5.3%

Year of Entry



Age



Educational Attainment

49.6% of the foreign-born have a college degree or higher, compared to 46.8% of U.S.-born residents.

