Immigrants in Virginia's 1st Congressional District

Virginia's First District comprises in part or in whole:

Counties: Caroline, Essex, Fauquier, Gloucester, James City, King & Queen, King George, King William, Lancaster, Mathews, Middlesex, Northumberland, Prince William, Richmond, Spotsylvania, Stafford, Westmoreland, and York

Cities: Fredericksburg, Newport News, Poquoson, and Williamsburg

An Economic Portrait

Immigrants are major contributors to the district's economy.

Among the foreign-born, those working or looking for work is 70.1%, compared to 66.9% among all adults in the district.

The median household income is $68,190 for foreign-born households, compared to $70,119 for all households.

7.4% of foreign-born adults are self-employed in unincorporated businesses, compared to 4.9% of U.S.-born citizens in the district.

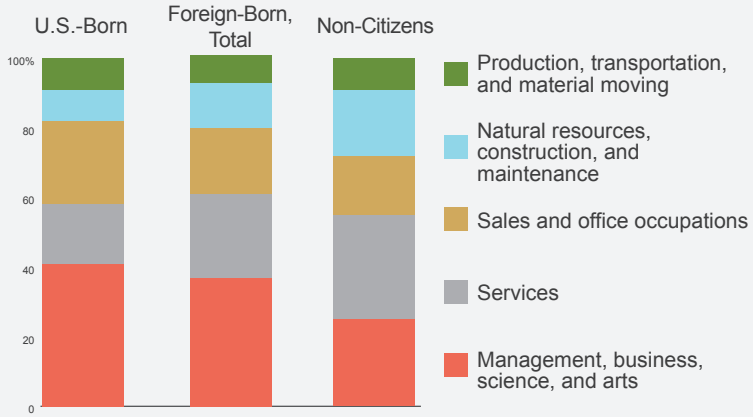

Non-citizens are more likely to be in lower-wage service and construction occupations. U.S.-born citizens are more likely to work in professional occupations, such as management, sales, business, and science.

Eligible Voters

Exit polls of Latino and Asian American voters indicated that in addition to jobs and the economy, immigration reform is a very important issue to them and one that lawmakers should address.

53,809 Margin of Difference in 2012 congressional race

60,112 Asian American and Latino Voting Age Population

26,534 Naturalized Citizen Voting Age Population

Demographics

Total Population: 787,990
Foreign-Born: 55,830

50% of the foreign-born are naturalized.

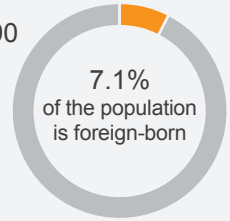

Regions of Origin

Latin America	40.7%
Asia	31.5%
Europe	15.6%
Africa	9.1%

Year of Entry

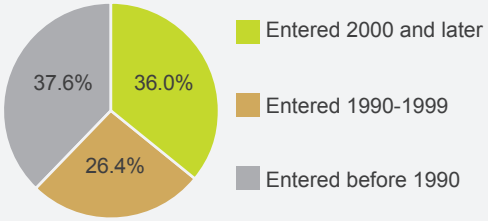

Age

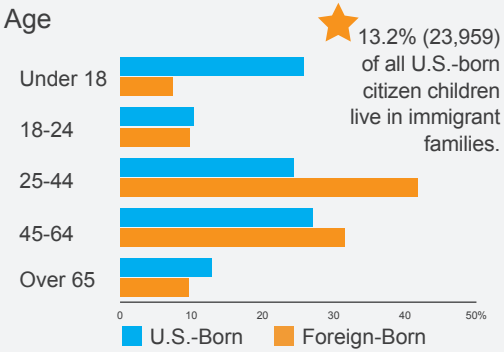

Educational Attainment

One-third of the U.S. and foreign-born individuals in Congressional District 1 have a college degree or higher.

Sources: 2009-2011 ACS 3-Year Estimates, Virginia Division of Legislative Services, Virginia State Board of Elections

The Commonwealth Institute for Fiscal Analysis, April 2013
For more information, go to www.thecommonwealthinstitute.org