

Immigrants in Virginia's 9th Congressional District



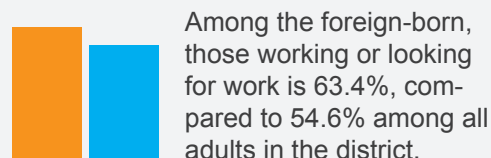
Virginia's Ninth District comprises in part or in whole:

Counties: Alleghany, Bland, Buchanan, Carroll, Craig, Dickenson, Floyd, Giles, Grayson, Henry, Lee, Montgomery, Patrick, Pulaski, Roanoke, Russell, Scott, Smyth, Tazewell, Washington, Wise, and Wythe

Cities: Bristol, Covington, Galax, Martinsville, Norton, Radford, and Salem

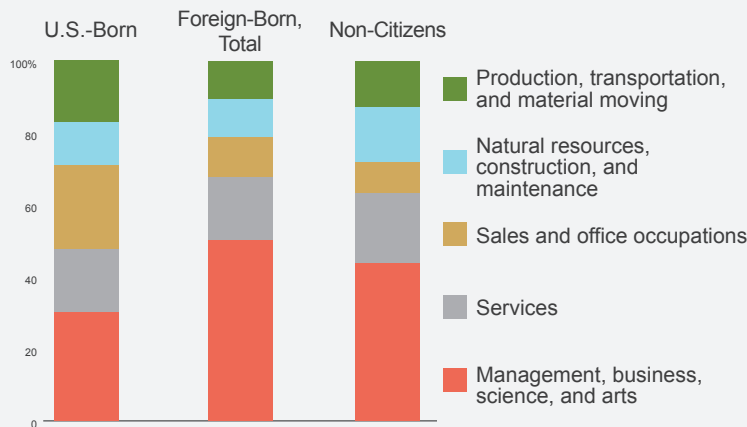
An Economic Portrait

Immigrants are major contributors to the district's economy.



The median household income is \$37,105 for foreign-born households, compared to \$37,705 for all households.

5.4% of foreign-born adults are self-employed in unincorporated businesses; the same as for U.S.-born citizens in the district.



Non-citizens are more likely to work in service, construction, and management positions. U.S.-born citizens are more likely to work in sales, production, and transportation.

Eligible Voters

Exit polls of Latino and Asian American voters indicated that in addition to jobs and the economy, immigration reform is a very important issue to them and one that lawmakers should address.

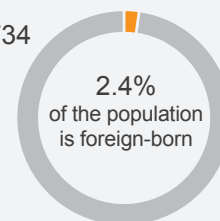
68,482 Margin of Difference in 2012 congressional race

17,342 Asian American and Latino Voting Age Population

4,838 Naturalized Citizen Voting Age Population

Demographics

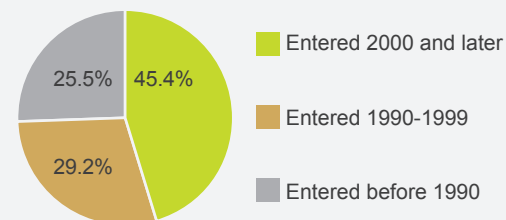
Total Population: 654,734
Foreign-Born: 15,807
35% of the foreign-born are naturalized.



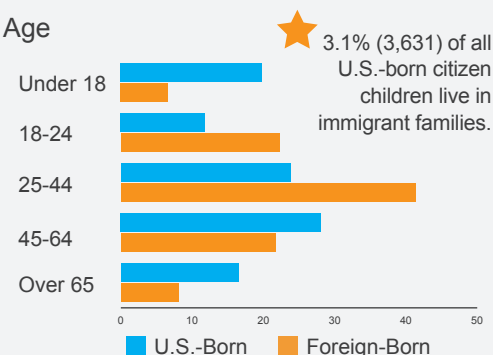
Regions of Origin

Asia	41.2%
Latin America	27.9%
Europe	21.2%
Africa	7.5%

Year of Entry



Age



Educational Attainment

46.6% of the foreign-born have a college degree or higher, compared to 16.8% of U.S.-born residents.

