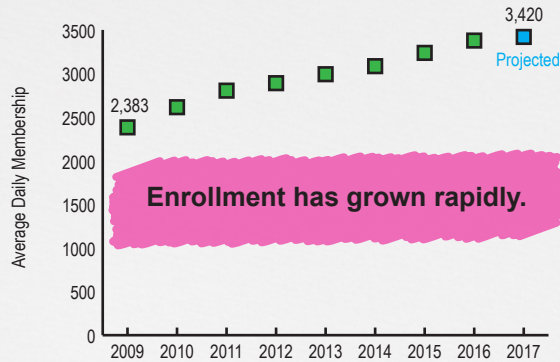


MANASSAS PARK CITY SCHOOLS

With 2 elementary, a middle, and a high school, enrollment in Manassas Park City schools has grown rapidly. This profile shows key information and trends about the division's demographics and funding.



Enrollment has grown rapidly.

92

number of 4-year olds with state Virginia Pre-School Initiative funding in 2016-2017

14.31

pupil-teacher ratio in 2015

35%

of 3rd graders did not pass SOL reading in 2015

Students from families that struggle financially face challenges that can make success in the classroom more difficult.

13% of all school-age children lived in poverty in 2014.



58% of all students got free or reduced lunch in 2016.



9% of high schoolers who should have graduated in 2015 dropped out instead.



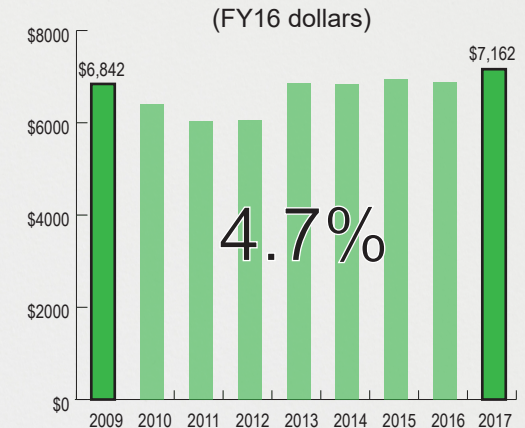
88% of high schoolers graduated on time in 2015, below the statewide 91% rate.



FUNDING

Even as the state has cut education funding state-wide, per student direct aid has risen for Manassas Park City Schools, after adjusting for inflation.

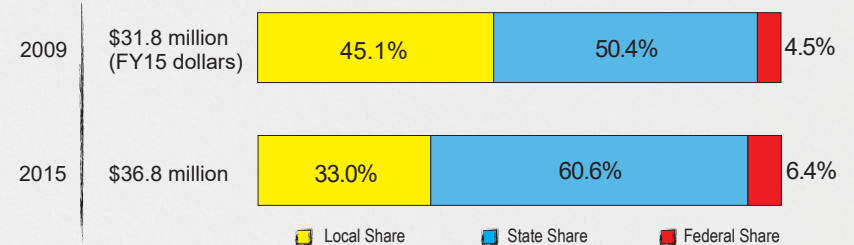
Between 2009 and 2017, state direct aid per student has risen



The state's and federal government's shares of operations funding for Manassas Park City schools have risen, while the local government's share has fallen.

Total funding for operations*

*Operations include regular day school, school food services, summer adult, adult education, and other education, but not non-LEA, non-regular day school, debt service, or capital outlay. Pre-K is included in 2015, but not in 2009.



Did you know



... that a one-cent increase in Manassas Park's property tax rate can raise about \$133,000?

... that Manassas Park invested 94.1% above the required local effort for SOQ programs in 2015?

