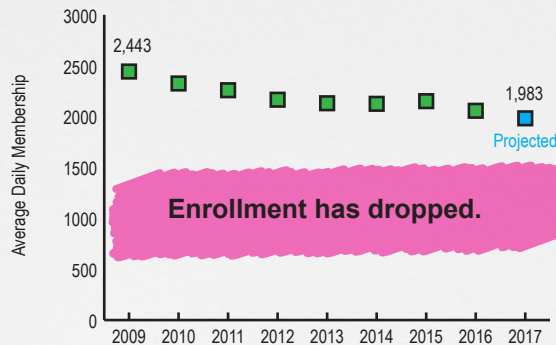


MARTINSVILLE CITY PUBLIC SCHOOLS

With 2 elementary, 1 middle, and 1 high school, enrollment in Martinsville City schools has dropped. This profile shows key information and trends about the division's demographics and funding.



Enrollment has dropped.

58

number of 4-year olds with state Virginia Pre-School Initiative funding in 2016-2017

12.94

pupil-teacher ratio in 2015

45%

of 3rd graders did not pass SOL reading in 2015

Students from families that struggle financially face challenges that can make success in the classroom more difficult.

36% of all school-age children lived in poverty in 2014.



76% of all students got free or reduced lunch in 2014.



7% of high schoolers who should have graduated in 2015 dropped out instead.



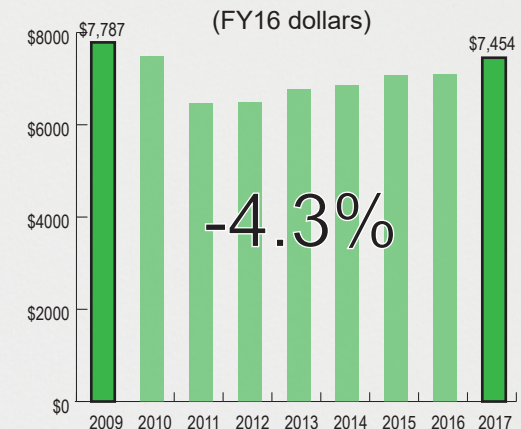
81% of high schoolers graduated on time in 2015, below the statewide 91% rate.



FUNDING

As the state has cut education funding state-wide, per student direct aid has fallen for Martinsville City Public Schools, after adjusting for inflation.

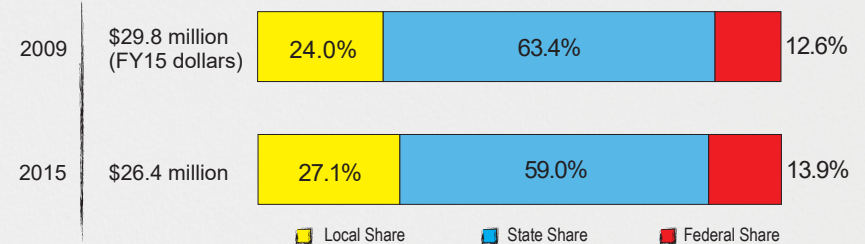
Between 2009 and 2017, state direct aid per student has fallen



The state government's share of operations funding for Martinsville City schools has fallen, while the local's and federal government's shares have risen.

Total funding for operations*

*Operations include regular day school, school food services, summer adult, adult education, and other education, but not non-LEA, non-regular day school, debt service, or capital outlay. Pre-K is included in 2015, but not in 2009.



Did you know



... that a one-cent increase in Martinsville's property tax rate can raise about \$64,000?

... that Martinsville invested 101.5% above the required local effort for SOQ programs in 2015?

