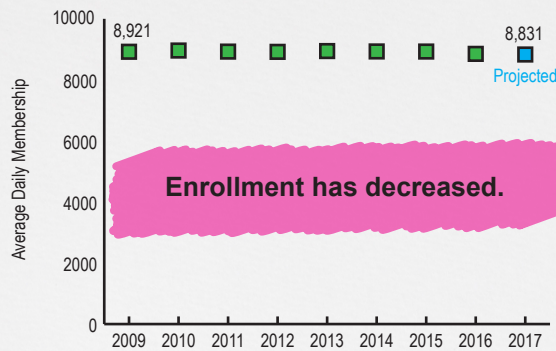


# PITTSYLVANIA COUNTY PUBLIC SCHOOLS

With 10 elementary, 4 middle, 4 high schools, and a career and technical center, enrollment in Pittsylvania County schools has decreased. This profile shows key information and trends about the division's demographics and funding.



**Enrollment has decreased.**

**231**

number of 4-year olds with state Virginia Pre-School Initiative funding in 2016-2017

**12.85**

pupil-teacher ratio in 2015

**23%**

of 3rd graders did not pass SOL reading in 2015

**Students from families that struggle financially face challenges that can make success in the classroom more difficult.**

18% of all school-age children lived in poverty in 2014.



56% of all students got free or reduced lunch in 2016.



6% of high schoolers who should have graduated in 2015 dropped out instead.



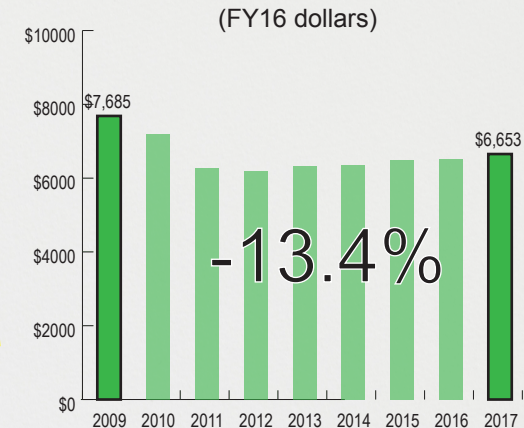
91% of high schoolers graduated on time in 2015, equal to the statewide 91% rate.



## FUNDING

As the state has cut education funding state-wide, per student direct aid has fallen sharply for Pittsylvania County Public Schools, after adjusting for inflation.

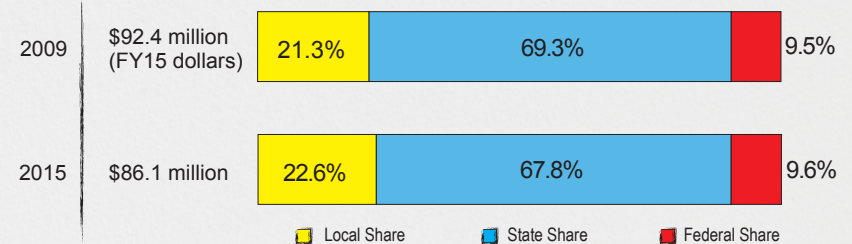
Between 2009 and 2017, state direct aid per student has fallen sharply



**The state's share of operations funding for Pittsylvania County schools has fallen, while the local government's share has risen.**

Total funding for operations\*

\*Operations include regular day school, school food services, summer adult, adult education, and other education, but not non-LEA, non-regular day school, debt service, or capital outlay. Pre-K is included in 2015, but not in 2009.



**Did you know ....**



... that a one-cent increase in Pittsylvania's property tax rate can raise about \$390,600?

... that Pittsylvania invested 15.6% above the required local effort for SOQ programs in 2015?

