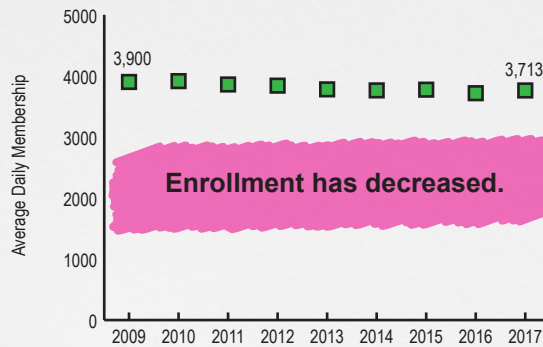


SALEM CITY PUBLIC SCHOOLS

With 4 elementary, 1 middle, and 1 high school, enrollment in Salem schools has decreased. This profile shows key information and trends about the division's demographics and funding.



Enrollment has decreased.

21

number of 4-year olds with state Virginia Pre-School Initiative funding in 2016-2017

13.70

pupil-teacher ratio in 2015

15%

of 3rd graders did not pass SOL reading in 2015

Students from families that struggle financially face challenges that can make success in the classroom more difficult.

13% of all school-age children lived in poverty in 2014.



30% of all students got free or reduced lunch in 2016.



3% of high schoolers who should have graduated in 2015 dropped out instead.



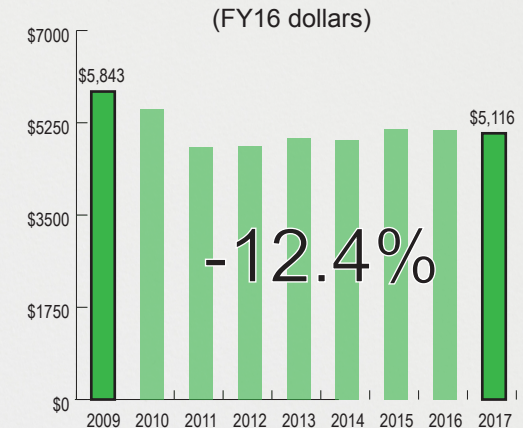
94% of high schoolers graduated on time in 2015, above the statewide 91% rate.



FUNDING

As the state has cut education funding state-wide, per student direct aid has fallen sharply for Salem City Public Schools, after adjusting for inflation.

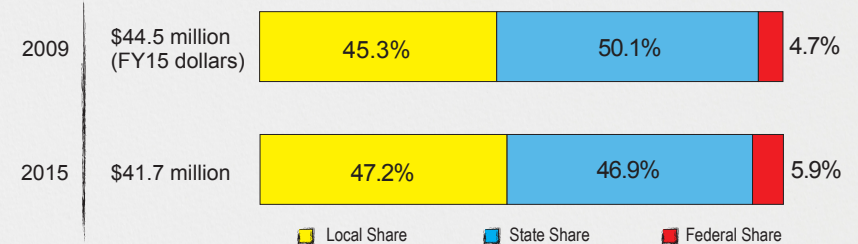
Between 2009 and 2017, state direct aid per student has fallen



The state's share of operations funding for Salem schools has fallen, while the local and federal government's shares have risen.

Total funding for operations*

*Operations include regular day school, school food services, summer adult, adult education, and other education, but not non-LEA, non-regular day school, debt service, or capital outlay. Pre-K is included in 2015, but not in 2009.



Did you know



... that a one-cent increase in Salem's property tax rate can raise about \$201,000?

... that Salem invested 119.2% above the required local effort for SOQ programs in 2015?

