Immigrants in Virginia's State House District 86

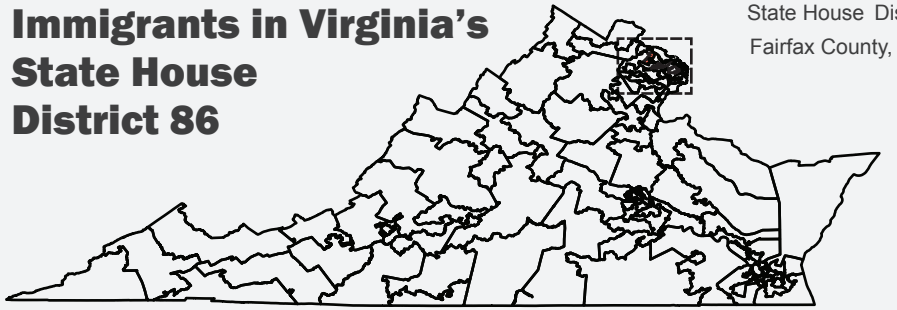

State House District 86 comprises in part or in whole:
Fairfax County, Loudoun County

An Economic Portrait

Immigrants are major contributors to the district's economy.

Among the foreign-born, those working or looking for work is 79.9%, compared to 77% among all U.S.-born adults in the district.

The median household income is $94,245 for foreign-born households, compared to $136,979 for U.S.-born.

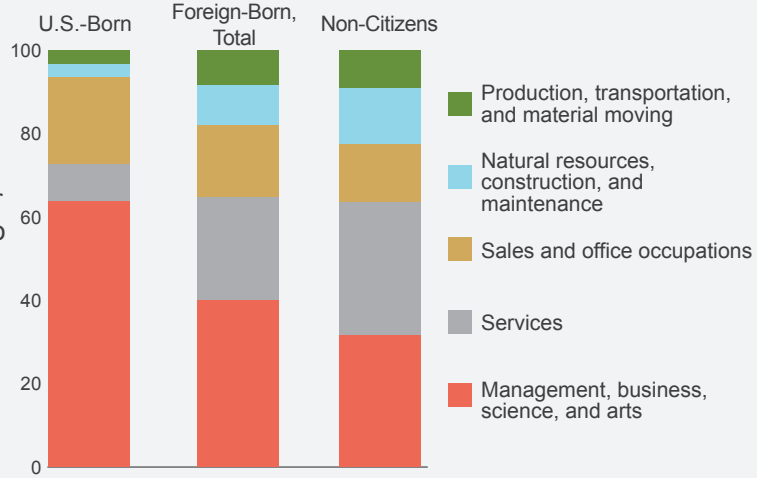

Non-citizens are more likely to be in lower-wage service and construction occupations. U.S.-born citizens are more likely to work in professional occupations, such as management, sales, business, and science.

Eligible Voters

Exit polls of Latino and Asian American voters indicated that in addition to jobs and the economy, immigration reform is a very important issue to them and one that lawmakers should address.

Margin of Difference in 2015 house race	Asian American and Latino Voting Age Population	Naturalized Citizen Voting Age Population
1,893	**22,482**	**11,310**

Demographics

Total Population: 85,081
Foreign-Born: 28,881
40% of the foreign-born are naturalized.

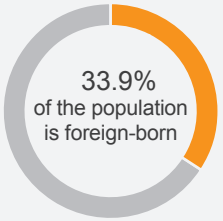

Regions of Origin

Latin America	40.9%
Asia	46.1%
Europe	4.1%
Africa	8.1%

Year of Entry

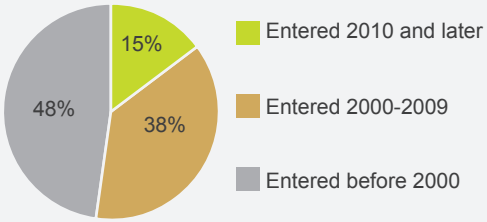

Age

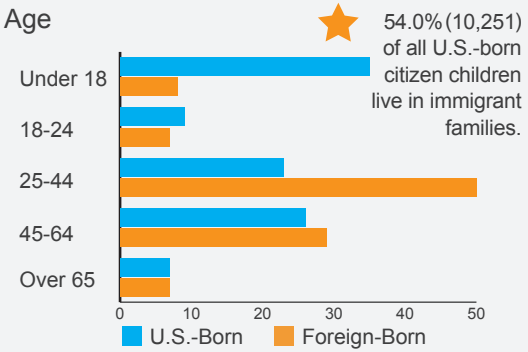

Educational Attainment

64% of the U.S. and 48% foreign-born individuals in this district have a college degree or higher.

Sources: 2010-2015 ACS 5-Year Estimates, Virginia Division of Legislative Services, Virginia State Board of Elections

The Commonwealth Institute for Fiscal Analysis, February 2017
For more information, go to www.thecommonwealthinstitute.org