


# BUENA VISTA CITY PUBLIC SCHOOLS

This profile shows key information and trends about the demographics, staffing, and funding for Buena Vista City Public Schools.

## STUDENTS

Enrollment has dropped  
from 1,131 students in 2009



to 881 projected  
students in 2018


10

Four-year olds have state funding  
for the Virginia Preschool Initiative  
in 2017-2018.

11.7%

of high-schoolers dropped  
out in 2015-2016

- 24% of all school-age children lived in poverty  
in 2015-2016 compared to 14% statewide



- 50% of all students got free or reduced lunch in  
2016-2017 compared to 42% statewide



- Not eligible for the Virginia Preschool Initiative  
in 2016-2017

## STAFFING

Relative to student enrollment in 2008-2009, there are more staff in  
Buena Vista City Public Schools. This includes:

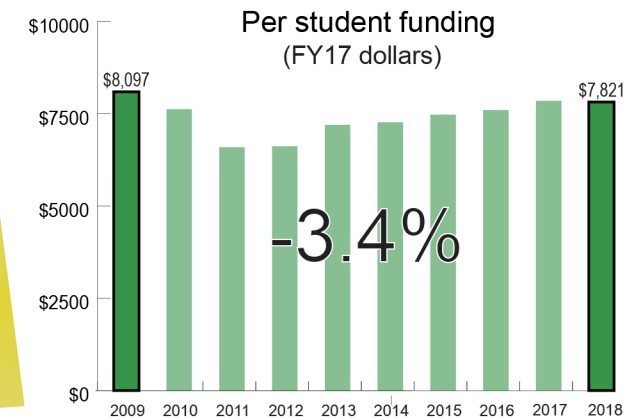
These numbers show how many more or fewer staff schools have from not maintaining their 2008-2009 staffing ratio.

- 3 More teachers and instructors
- 2 More principals and assistant principals
- 4 More guidance counselors and librarians
- 3 More teacher aides
- + 3 More support staff

**15** More staff in schools relative to  
student enrollment in 2008-2009

## FUNDING

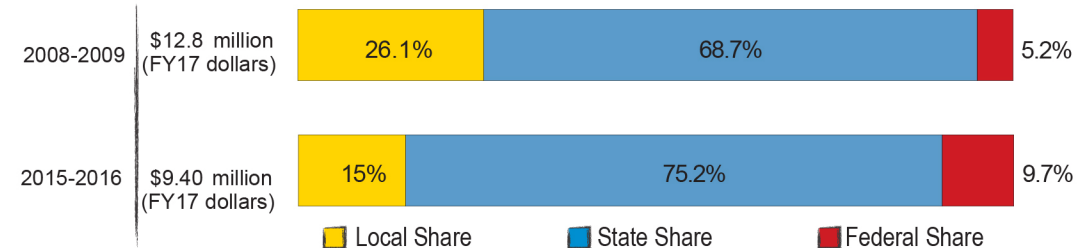
State direct aid, per  
student, has fallen for  
Buena Vista City Public  
Schools after adjusting  
for inflation.



The shares of local, state, and federal funding for school  
operations has shifted since 2008-2009.  
Buena Vista's share has decreased.

### Total funding for operations\*

\*Operations include regular day school, school food services, summer adult, adult education, and other education, but not non-LEA, non-regular day school, debt service, or capital outlay. Pre-K is included in 2015, but not in 2009.



### Did you know ....

...that a one-cent increase in Buena Vista's property tax rate can raise  
about \$36,500?



...that Buena Vista invested 23.7% above the required local effort for SOQ  
programs in 2016?

