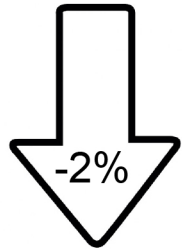


COLONIAL BEACH PUBLIC SCHOOLS

This profile shows key information and trends about the demographics, staffing, and funding for Colonial Beach Public Schools.

STUDENTS

Enrollment has decreased from 575 students in 2009



to 565 projected students in 2018

25

Four-year olds have state funding for the Virginia Preschool Initiative in 2017-2018.

4.8%

of high-schoolers dropped out in 2015-2016

- 26% of all school-age children lived in poverty in 2015-2016 compared to 14% statewide



- 66% of all students got free or reduced lunch in 2013-2014 compared to 42% statewide



- Colonial Beach filled 100% of slots with state funding for the Virginia Preschool Initiative



STAFFING

Relative to student enrollment in 2008-2009, there are fewer staff in Colonial Beach Public Schools. This includes:

These numbers show how many more or fewer staff schools have from not maintaining their 2008-2009 staffing ratio.

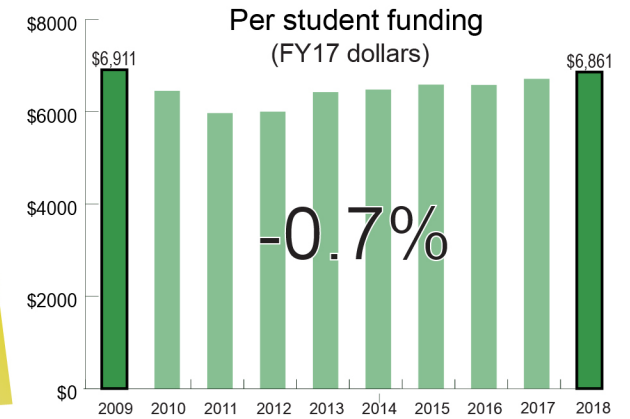
- 3 Fewer teachers and instructors
- 0 Fewer principals and assistant principals
- 2 Fewer guidance counselors and librarians
- 3 Fewer teacher aides
- + 1 More support staff

7

Fewer staff in schools relative to student enrollment in 2008-2009

FUNDING

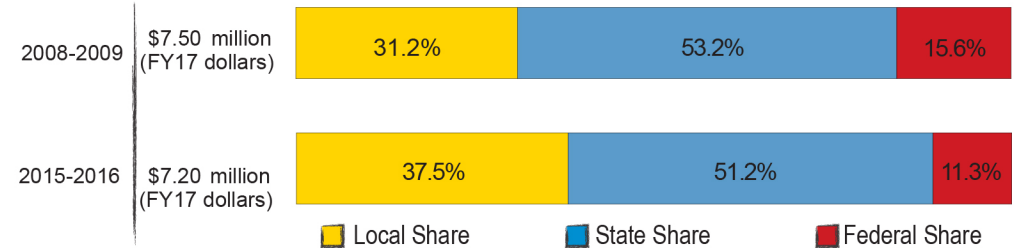
State direct aid, per student, has fallen for Colonial Beach Public Schools after adjusting for inflation.



The shares of local, state, and federal funding for school operations has shifted since 2008-2009. Colonial Beach Public Schools has taken on a larger share of funding.

Total funding for operations*

*Operations include regular day school, school food services, summer adult, adult education, and other education, but not non-LEA, non-regular day school, debt service, or capital outlay. Pre-K is included in 2015, but not in 2009.



Did you know

...that Colonial Beach invested 72.9% above the required local effort for SOQ programs in 2016?

