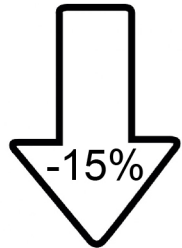


# CUMBERLAND COUNTY PUBLIC SCHOOLS

This profile shows key information and trends about the demographics, staffing, and funding for Cumberland County Public Schools.

## STUDENTS

Enrollment has dropped  
from 1,448 students in 2009



to 1,237 projected  
students in 2018


41

Four-year olds have state funding  
for the Virginia Preschool Initiative  
in 2017-2018.

5.8%

of high-schoolers dropped  
out in 2015-2016

- 26% of all school-age children lived in poverty in 2015-2016 compared to 14% statewide



- 65% of all students got free or reduced lunch in 2016-2017 compared to 42% statewide



- 2% of all students were English-language learners in 2016-2017 compared to 12% statewide



- Cumberland filled 100% of slots with state funding for the Virginia Preschool Initiative



## STAFFING

Relative to student enrollment in 2008-2009, there are fewer staff in Cumberland County Public Schools. This includes:

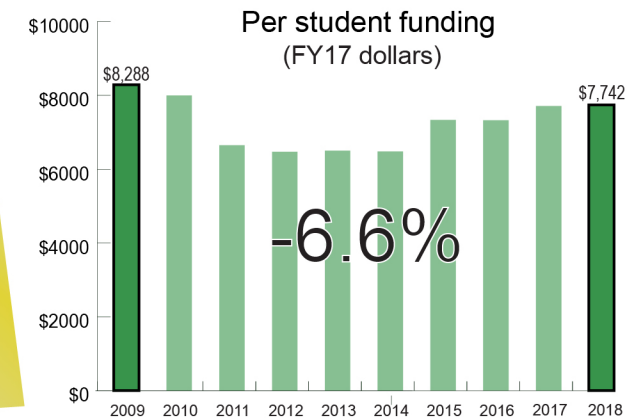
These numbers show how many more or fewer staff schools have from not maintaining their 2008-2009 staffing ratio.

- 41 Fewer teachers and instructors
- 1 Fewer principals and assistant principals
- 1 Fewer guidance counselors and librarians
- 7 Fewer teacher aides
- + 27 Fewer support staff

77 Fewer staff in schools relative to  
student enrollment in 2008-2009

## FUNDING

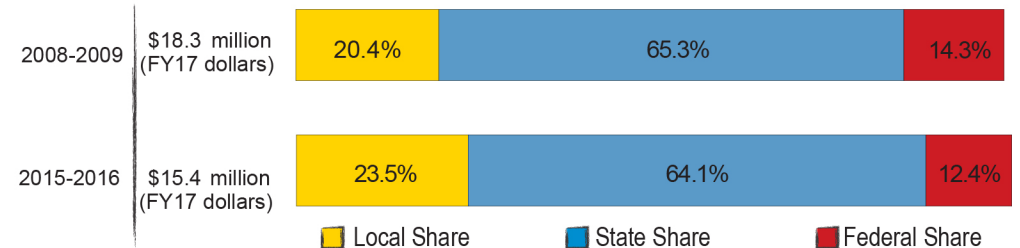
State direct aid, per  
student, has fallen for  
Cumberland County  
Public Schools after  
adjusting for inflation.



The shares of local, state, and federal funding for school operations has shifted since 2008-2009.  
Cumberland has taken on a larger share of funding.

### Total funding for operations\*

\*Operations include regular day school, school food services, summer adult, adult education, and other education, but not non-LEA, non-regular day school, debt service, or capital outlay. Pre-K is included in 2015, but not in 2009.



### Did you know ....

...that a one-cent increase in Cumberland's property tax rate can raise about \$75,400?



...that Cumberland invested 43.5% above the required local effort for SOQ programs in 2016?

