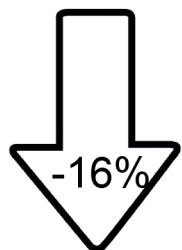


DICKENSON COUNTY PUBLIC SCHOOLS

This profile shows key information and trends about the demographics, staffing, and funding for Dickenson County Public Schools.

STUDENTS

Enrollment has dropped
from 2,442 students in 2009



to 2,043 projected
students in 2018

50

Four-year olds have state funding
for the Virginia Preschool Initiative
in 2017-2018.

6.1%

of high-schoolers dropped
out in 2015-2016

- 29% of all school-age children lived in poverty
in 2015-2016 compared to 14% statewide



- 63% of all students got free or reduced lunch in
2016-2017 compared to 42% statewide



- Dickenson filled 100% of slots with state
funding for the Virginia Preschool Initiative



STAFFING

Relative to student enrollment in 2008-2009, there are fewer staff in
Dickenson County Public Schools. This includes:

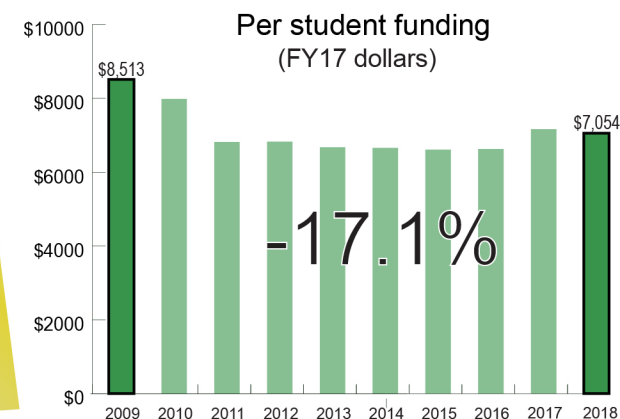
These numbers show how many more or fewer staff schools have from not maintaining their 2008-2009 staffing ratio.

- 18 Fewer teachers and instructors
- 2 More principals and assistant principals
- 4 Fewer guidance counselors and librarians
- 3 Fewer teacher aides
- + 8 More support staff

15 Fewer staff in schools relative to
student enrollment in 2008-2009

FUNDING

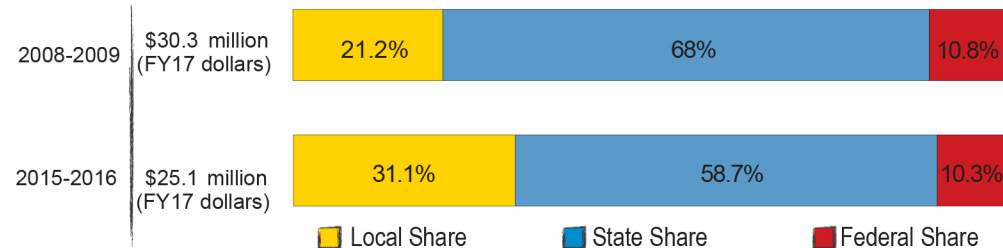
State direct aid, per
student, has fallen
sharply for Dickenson
County Public Schools
after adjusting for
inflation.



The shares of local, state, and federal funding for school
operations has shifted since 2008-2009.
Dickenson has taken on a larger share of funding.

Total funding for operations*

*Operations include regular day school, school food services, summer adult, adult education, and other education, but not non-LEA, non-regular day school, debt service, or capital outlay. Pre-K is included in 2015, but not in 2009.



Did you know

...that a one-cent increase in Dickenson's property tax rate can raise
about \$139,000?



...that Dickenson invested 81.1% above the required local effort for SOQ
programs in 2016?

