

HOPEWELL CITY PUBLIC SCHOOLS

This profile shows key information and trends about the demographics, staffing, and funding for Hopewell City Public Schools.

STUDENTS

Enrollment has increased from 3,821 students in 2009



to 3,962 projected students in 2018


162

Four-year olds have state funding for the Virginia Preschool Initiative in 2017-2018.

11.5%

of high-schoolers dropped out in 2015-2016

- 33% of all school-age children lived in poverty in 2015-2016 compared to 14% statewide



- 78% of all students got free or reduced lunch in 2013-2014 compared to 42% statewide



- 3% of all students were English-language learners in 2016-2017 compared to 12% statewide



- Hopewell filled 89% of slots with state funding for the Virginia Preschool Initiative



STAFFING

Relative to student enrollment in 2008-2009, there are more staff in Hopewell City Public Schools. This includes:

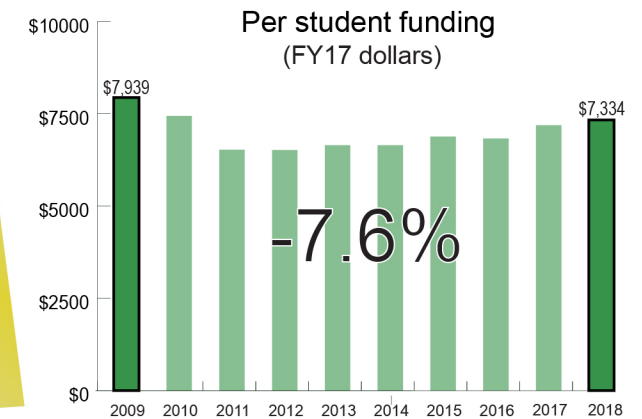
These numbers show how many more or fewer staff schools have from not maintaining their 2008-2009 staffing ratio.

- 6 More teachers and instructors
- 1 Fewer principals and assistant principals
- 0 Fewer guidance counselors and librarians
- 6 Fewer teacher aides
- + 13 More support staff

12 More staff in schools relative to student enrollment in 2008-2009

FUNDING

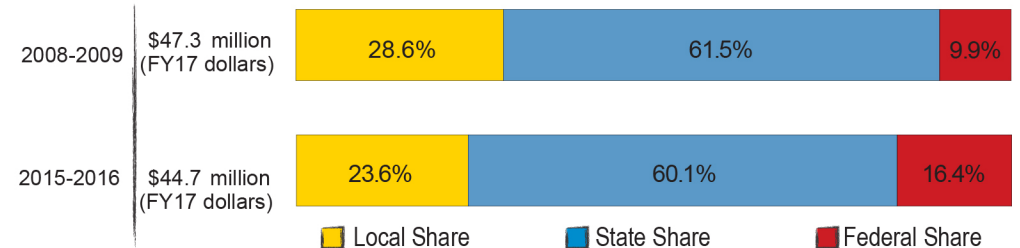
State direct aid, per student, has fallen for Hopewell City Public Schools after adjusting for inflation.



The shares of local, state, and federal funding for school operations has shifted since 2008-2009. Hopewell's share has decreased.

Total funding for operations*

*Operations include regular day school, school food services, summer adult, adult education, and other education, but not non-LEA, non-regular day school, debt service, or capital outlay. Pre-K is included in 2015, but not in 2009.



Did you know

...that a one-cent increase in Hopewell's property tax rate can raise about \$132,800?



...that Hopewell invested 82.2% above the required local effort for SOQ programs in 2016?

