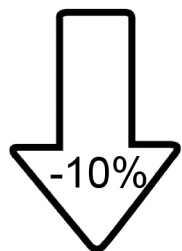


# NORTHAMPTON COUNTY PUBLIC SCHOOLS

This profile shows key information and trends about the demographics, staffing, and funding for Northampton County Public Schools.

## STUDENTS

Enrollment has decreased  
from 1,736 students in 2009



to 1,571 projected  
students in 2018

57

Four-year olds have state funding  
for the Virginia Preschool Initiative  
in 2017-2018.

7.5%

of high-schoolers dropped  
out in 2015-2016

- 32% of all school-age children lived in poverty  
in 2015-2016 compared to 14% statewide



- 73% of all students got free or reduced lunch  
in 2016-2017 compared to 42% statewide



- 12% of all students were English-language learners  
in 2016-2017 compared to 12% statewide



- Northampton filled 100% of slots with state  
funding for the Virginia Preschool Initiative



## STAFFING

Relative to student enrollment in 2008-2009, there are fewer staff in  
Northampton County Public Schools. This includes:

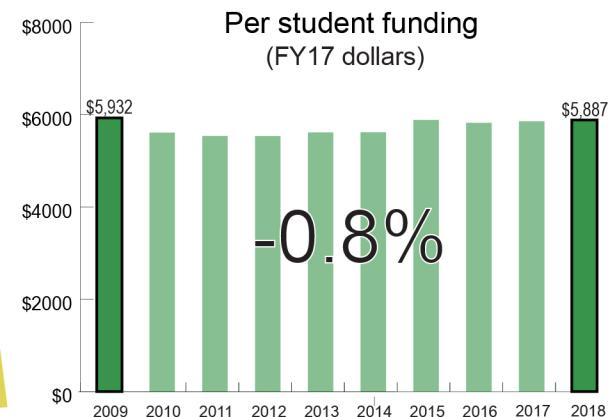
These numbers show how many more or fewer staff schools have from not maintaining their 2008-2009 staffing ratio.

- 22 Fewer teachers and instructors
- 2 More principals and assistant principals
- 1 More guidance counselors and librarians
- 21 Fewer teacher aides
- + 17 More support staff

23 Fewer staff in schools relative to  
student enrollment in 2008-2009

## FUNDING

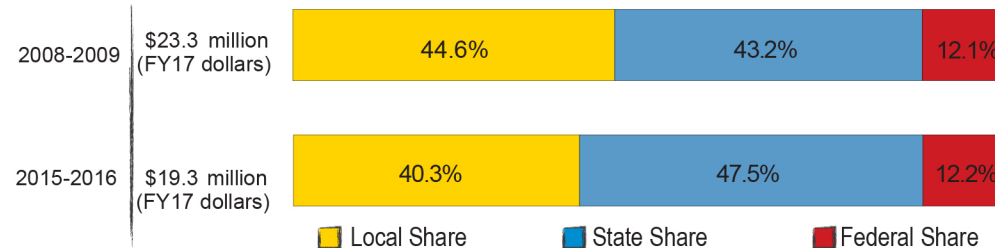
State direct aid, per  
student, has fallen for  
Northampton County  
Public Schools after  
adjusting for inflation.



The shares of local, state, and federal funding for school  
operations has shifted since 2008-2009.  
Northampton's share has decreased.

### Total funding for operations\*

\*Operations include regular day school, school food services, summer adult, adult education, and other education, but not non-LEA, non-regular day school, debt service, or capital outlay. Pre-K is included in 2015, but not in 2009.



### Did you know ....

...that a one-cent increase in Northampton's property tax rate can  
raise about \$207,400?



...that Northampton invested 30.9% above the required local effort for SOQ  
programs in 2016?

