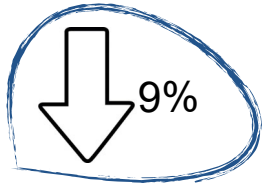


ORANGE COUNTY PUBLIC SCHOOLS

This profile shows the most recent data available going into the 2019-2020 school year and highlights demographics, staffing, and funding for Orange County Public Schools.

STUDENTS



Enrollment since 2008-2009 is projected to be down.



Orange had 5,110 students in 2008-2009.

Orange is projected to have 4,668 students in 2019-2020.

- 11% of all school-age children lived in poverty in 2017 compared to 13% statewide.
- 43% of all students were provided free or reduced-price lunch in 2013-2014 compared to 41% statewide.
- 3% of all students were English learners in 2018-2019 compared to 8% statewide.
- 11% of all students had a disability eligible to receive IDEA services in 2018-2019 compared to 13% statewide.



STAFFING

Overall, staffing levels for Orange have decreased compared to enrollment since 2008-2009. In 2017-2018, there were

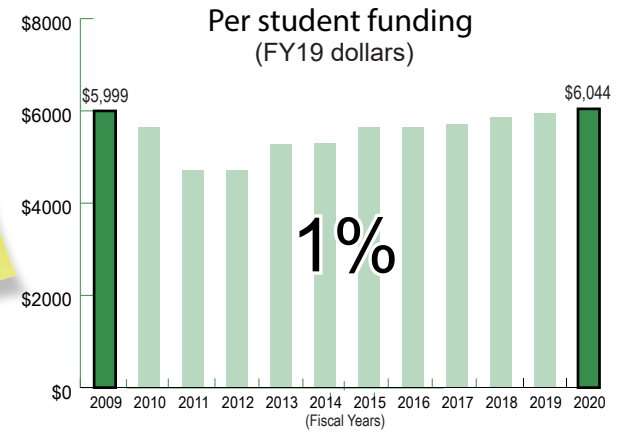
- 37 Fewer teachers and instructors
- 41 Fewer support staff
- 1 Fewer school counselors and librarians
- 4 More teacher aides
- 1 More principals and assistant principals

74 Fewer staff compared to
334 Fewer students

May not sum due to rounding

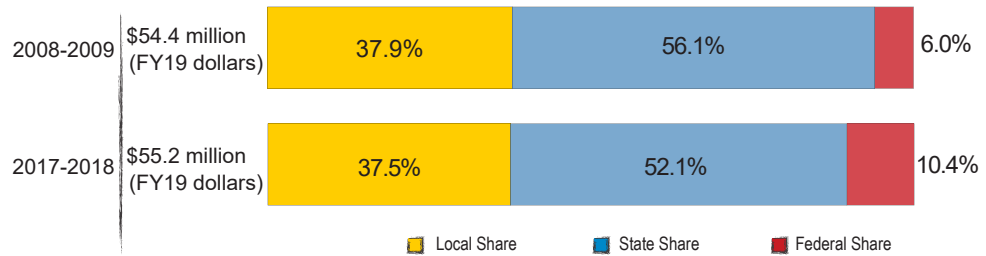
FUNDING

State direct aid has risen per student for Orange County Public Schools, adjusting for inflation.



Compared to 2008-2009, the state's share of total funding has decreased.

Total funding for operations*



Did you know

... that a one-cent increase in Orange's property tax rate can raise about \$374,500?



...25% of Virginia Preschool Initiative slots with state funding in Orange went unfilled in 2018-2019, which means 18 eligible kids missed out on preschool?

... that, in 2017-2018, Orange invested 55.7% above what is required by localities in the state's primary funding formula?

