PAGE COUNTY PUBLIC SCHOOLS

This profile shows the most recent data available going into the 2019-2020 school year and highlights demographics, staffing, and funding for Page County Public Schools.

STUDENTS

Enrollment since 2008-2009 is projected to be down.



Page had 3,498 students in 2008-2009.

Page is projected to have 3,182 students in 2019-2020.

- 20% of all school-age children lived in poverty in 2017 compared to 13% statewide.
- 56% of all students were provided free or reduced-price lunch in 2018-2019 compared to 45% statewide.
- 0% of all students were English learners in 2018-2019 compared to 8% statewide.
- 13% of all students had a disability eligible to receive IDEA services in 2018-2019 compared to 13% statewide.



STAFFING

Overall, staffing levels for Page have increased compared to enrollment since 2008-2009.

In 2017-2018, there were

29 Fewer teachers and instructors
24 More support staff
1 More school counselor or librarian
9 Fewer teacher aides
4 More principals and assistant principals

9 Fewer staff
compared to
293 Fewer students

May not sum due to rounding

Sources: Virginia Department of Education, U.S. Census Bureau

FUNDING

State direct aid has fallen per student for Page County Public Schools, adjusting for inflation.

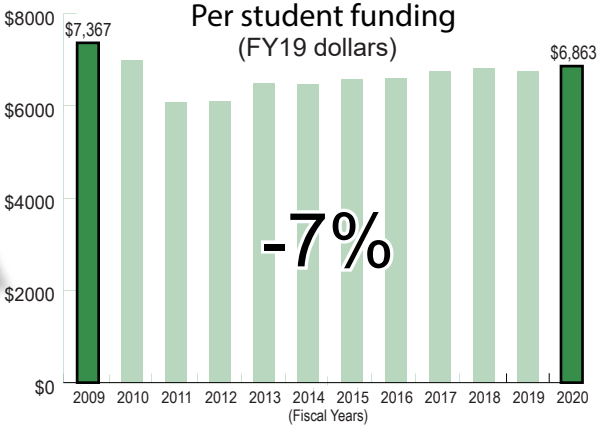

Compared to 2008-2009, the state's share of total funding has increased.

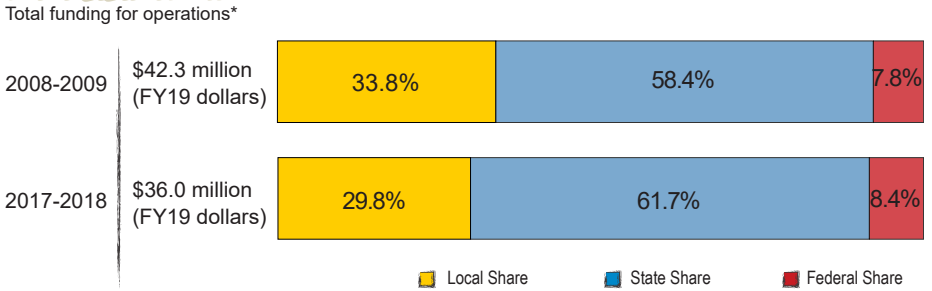

Did you know ....

…that a one-cent increase in Page's property tax rate can raise about $201,800?

…0% of Virginia Preschool Initiative slots with state funding in Page went unfilled in 2018-2019, which means 0 eligible kids missed out on preschool?

… that, in 2017-2018, Page invested 55.1% above what is required by localities in the state's primary funding formula?



*Operations does not include debt service, capital outlay, and expenses for programs that are not locality specific. Pre-K is included in 2017-2018, but not in 2008-2009.

The Commonwealth Institute
September 2019