


RICHMOND PUBLIC SCHOOLS

This profile shows the most recent data available going into the 2019-2020 school year and highlights demographics, staffing, and funding for Richmond Public Schools.

STUDENTS

Enrollment since 2008-2009 is projected to be up.



Richmond City had 21,560 students in 2008-2009.

Richmond City is projected to have 23,208 students in 2019-2020.

- 37% of all school-age children lived in poverty in 2017 compared to 13% statewide.
- 74% of all students were provided free or reduced-price lunch in 2013-2014 compared to 41% statewide.
- 8% of all students were English learners in 2018-2019 compared to 8% statewide.
- 16% of all students had a disability eligible to receive IDEA services in 2018-2019 compared to 13% statewide.



STAFFING

Overall, staffing levels for Richmond City have decreased compared to enrollment since 2008-2009. In 2017-2018, there were

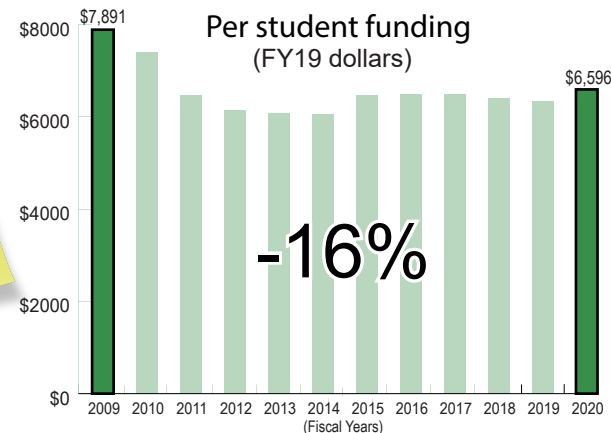
- 358 Fewer teachers and instructors
- 98 Fewer support staff
- 8 Fewer school counselors and librarians
- 102 More teacher aides
- 9 More principals and assistant principals

353 Fewer staff
compared to
1,611 More students

May not sum due to rounding

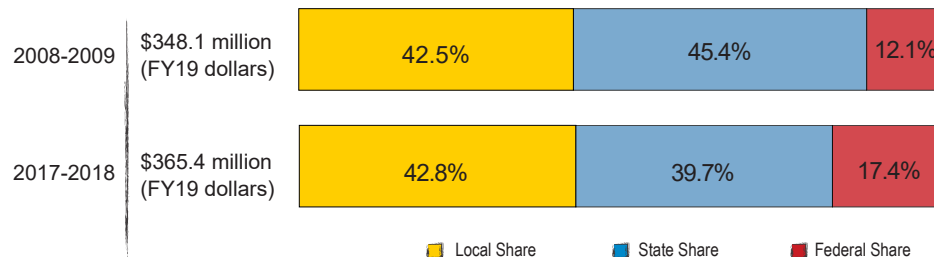
FUNDING

State direct aid has fallen sharply per student for Richmond Public Schools, adjusting for inflation.



Compared to 2008-2009, the state's share of total funding has decreased.

Total funding for operations*



Did you know

...that a one-cent increase in Richmond City's property tax rate can raise about \$2,159,600?



...40% of Virginia Preschool Initiative slots with state funding in Richmond City went unfilled in 2018-2019, which means 445 eligible kids missed out on preschool?

... that, in 2017-2018, Richmond City invested 76.4% above what is required by localities in the state's primary funding formula?

