


STATEWIDE K12 PUBLIC SCHOOLS IN VIRGINIA

This profile shows the most recent data available going into the 2019-2020 school year and highlights demographics, staffing, and funding for K-12 public schools in Virginia.

STUDENTS

Enrollment since 2008-2009 is projected to be up.



Virginia public schools had 1,195,326 students in 2008-2009.

Virginia public schools are projected to have 1,248,166 students in 2019-2020.

- 13.1% of all school-age children lived in poverty in 2017 compared to 12.6% in 2009.
- 45.0% of all students were provided free or reduced-price lunch in 2018-2019 compared to 34.5% in 2008-2009.
- 8.3% of all students were English learners in 2018-2019 compared to 7.0% in 2008-2009.
- 13.3% of all students had a disability eligible to receive IDEA services in 2018-2019 compared to 12.1% in 2008-2009.



STAFFING

Overall, staffing levels for K-12 public schools in Virginia have decreased compared to enrollment since 2008-2009. In 2017-2018, there were

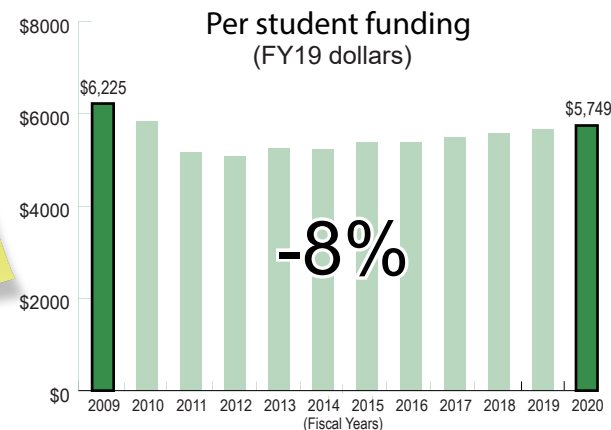
- 735 More teachers and instructors
- 2,329 Fewer support staff
- 44 Fewer school counselors and librarians
- 1,016 More teacher aides
- 244 More principals and assistant principals

379 Fewer staff compared to
55,470 More students

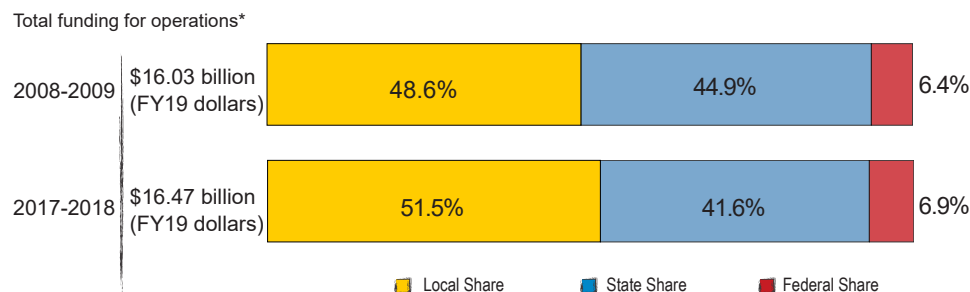
May not sum due to rounding

FUNDING

State direct aid has fallen per student for K-12 public schools in Virginia, adjusting for inflation.



Compared to 2008-2009, the state's share of total funding has decreased. Local governments have taken on a larger share of funding.



Did you know

...31% of Virginia Preschool Initiative slots with state funding went unfilled in 2018-2019, which means 7,568 eligible kids missed out on preschool?

... that Virginia localities invested \$4.2 billion above what is required by localities in the state's primary funding formula?

State required local expenditures: \$3.7 billion

Actual local expenditures: \$7.9 billion